




CLICK



THE PHOTOGRAPHIC SOCIETY OF INDIA

RS. 10/-

AUGUST 2013





Dattatray Padekar 2nd



Ganesh Ambekar 3rd



Arun Palvankar



Arun Palvankar



Datta Sawant



Dattatray Padekar



Shrikant Ambekar

JUDGE - PRASAD PAWASKAR APSI




Shrikant Ambekar

BEGINNERS COMPETITION JULY 2013

Cover page

- 1) Arun Palvankar 1st in Mem's B/W
- 2) Suhas Pednekar 1st in Beg's Col.
- 3) Datta Padekar 1st in Outing
- 4) Datta Padekar 1st in Mem's Col.
- 5) Yashodhan Navghare 1st in Beg's B/W

MONOCHROME PRINTS



Nitin Goregoankar 3rd
Yashodhan Navghare 2nd


Managing Committee

- Mr. Bimal Mehta
President
- Mr. Ashish Bhat
Vice President
- Mr. Prasad Pawaskar APSI
Jt. Hon. Secretary
- Hon. Editor, Outing in charge
Mr. Nagesh Sakpal APSI
Jt. Hon. Secretary, Gallery Incharge
Smt. Kalpana Shah, APSI
Hon. Treasurer
Mr. Ganesh Ambekar APSI
Salon Chairman
Mr. Nitin Pawar
Mon. Competition, Studio Incharge
Mr. Vilas Parab APSI
Mon. Competition, Salon Participation
Mr. Santosh Sawant
Library
Mr. Avinash Kubal
PRO
Mr. Sanket Rathod
Outing Incharge

COLOUR PRINTS



Suhas Pednekar 2nd



Rutwik Talwalkar



Siddhesh Salvi



Nitin Goregoankar 3rd



Yashodhan Navghare



Rutwik Talwalkar



Uday Patil




Suhas Pednekar

Monochrome Print



Dattatray Padekar 2nd



Prakash Revdekar



Arun Palvankar

Colour Print




Arun Palvankar



Datta Sawant



Prasad Mantri



Prakash Revdekar



Prakash Revdekar



S.M. Vakharkar



Datta Sawant



S.M. Vakharkar



Suresh Bangera

SUCCESS OF MEMBERS

SAM Print Circuit - 2013

K.G. Maheshwari 3 Accp.
Hon. FIIPC, ARPS, APSA, Hon.FIP, Hon.NPPA, Hon.PSI

Jhaveri Shirish 16 Accp.
Hon.PSI, AIIPC, FFIP

Prasad Pawaskar APSI 4 Accp. in le Catalan
International Photographic
Salon - 2013 of France

Dr. Suvarna Gawde AIIPC, FFIP, APSI
1 Accp. in
8th International Photo Salon 'With Love to Women'-2013, Ukrain

GRAND SUCCESS



**Dr. Avanish Rajan, APSI,
Achieved AFIAP from
The International Federation of
Photographic Art, (France)**



LENS RENTALS



Blocks

85mm, 50mm, 14mm

Zooms

L Series

Fish Eye

8-15mm



Lens Baby

Tilt Shift & Fish Eye

Macro

100mm Macro Lens

facebook / accordequips



www.accordequips.com

Mumbai*Pune

Accessories Available

Slider



Flash



Cage



LED



Focus Control



Contact: Bhupen 09594066077 / Sajal 09594070007/ Monica 09594070036

Email: bookings@accordequips.com — www.accordequips.com

G3, Prem Sagar, Azad Nagar, Off JP road, Andheri-w, Mumbai 400053. Near Apna Bazaar

02 nd FRIDAY	Monthly Competition – Colour Prints, Monochrome Prints for Members and Beginners
09 th FRIDAY	HOLIDAY – RAMZAN ID
16 th FRIDAY	Exhibition opening of Images of Ms. Beenu Rajput, Member PSI from New Delhi.
23 rd FRIDAY	Judging of Landscape Trophy
30 th FRIDAY	76 th Anniversary Day Function and Prize distribution of Landscape trophy.
GALLERY	16-08-13 to 28-08-13 - Ms Beenu Rajput 30-08-13 onwards - some of the archivals of PSI
OUTING	'Matheran' assemble at Neral railway station near booking counter at 8.00 a.m. on 25th August, 2013

PSI 76th ANNIVERSARY DAY FUNCTION

Our Society was founded on 29th August, 1937 and this year the 76th Anniversary Day Function will be celebrated on 30th August, 2013 at the Photographic Society India premises at 6.00 pm

ANNIVERSARY LANDSCAPE TROPHY 2013

Donated by Shri Dilhar C. Bhachech, APSA, Hon.PSI, AIIPC (S).
Shri Dilhar C. Bhachech, wishes to define Landscape as:

1. Portrayal of beauty that is in nature
2. Although the term landscape classically refers to the nature, unpeopled scenes, photographs of this sort may well include people, building and their elements.
THAT PROVIDE INTEREST ON A SENSE OF SCALE.

RULES FOR LANDSCAPE TROPHY:

1. Entries may be in monochrome Print, Color Print.
2. One member can submit maximum 4 entries (prints)
3. Print size – Larger size should not be less than 12" and not more than 18".
4. Last date for the submission of entries at PSI 22nd August 2013 till 06.30pm

JUDGES: 1) Aspi Patel, Hon.PSI, APSI, AFIP, AIIPC
2) Sunil Marathe, AFIAP, AFIP, APSI, ARPS
3) Atul Choubey, AIIPC, IIPC (Silver)

Use Leading Lines for Better Compositions

Leading lines are like visual roadways that guide the viewer's eye through the frame. I'll show you how to identify and utilize a scene's naturally occurring lines and I hope you come away with another compositional tool for your tool box. A leading line paves an easy path for the eye to follow through different elements of a photo. Usually they start at the bottom of the frame and guide the eye upwards and inwards, from the foreground of the image to the background, typically leading toward the main subject

The easiest place to find a leading line is on a road. Roadways are inherently leading because they go somewhere, give us a feeling of motion, and the lines often point so far inwards that they reach a vanishing point – the place where two or more lines converge into theoretical infinity.

When leading lines, such as roads, connect the foreground to the background of a scene, they help to create depth and dimensionality which draws the viewer into the image.

Leading lines are all around us in cities and in nature. Your job as the photographer is to find them and arrange them in your photograph so that they lead towards something, even if that something is infinity.

When you're setting up a shot, take a moment to examine the scene for its prominent lines. Clear your mind, relax your eyes, and notice where they are naturally drawn to.

Pay special attention to man-made things such as:

- roads
- fences
- boardwalks
- bridges
- bricks
- anything in a row such as lamp posts
- buildings
- doorways
- window panes

In nature, pay particular attention to:

- rivers
- shorelines
- waves
- sand dunes
- trees
- tall grass
- cliffs
- rocks
- sun rays

Once you've identified your strongest lines, consider how you can use them to enhance your composition. Depending on your intention, you might:

- create depth and perspective by positioning a strong line leading from the foreground to the background;
- create a visual journey from one part of your image to another;
- place your subject where the lines converge to give the subject more importance in the frame and draw the viewer's attention directly to it; or
- make a cyclical composition, with the lines leading the eye in a circular motion and never out of the frame.

Arranging the elements in the frame may involve the use of different lenses to change perspective, but usually you can accomplish it simply by moving yourself so that the point of view you choose is purposeful.

Leading lines are the key compositional element that carries our eye through the photograph. They can be used to tell a story, to place emphasis, and to draw a connection between two objects.

Use them creatively and with expressive purpose to help you tell your unique photographic tale.

Sigma Products

Sigma Research Centre was established in September 1961, in Setagaya-ku, Japan by its founder "The Late Michihiro Yamaki-san" and its business concept symbolises high technology, experience and thoughtfulness of each of its staff members. Sigma products are now manufactured at the "Intelligent Factory" on which all steps of production, sales and technology are focused and all the details are available on their webpage: www.sigma-photo.co.jp/english/company/index.html

Sigma has its subsidiaries in Germany, Hong Kong, America, Benelux, France and UK since 1979.

Sigma also owns "FOVEON" the company that produces their world renowned and only 3 layer true colour sensor the "Foveon X3" they also develop and manufacture digital SLR, Pro-Compact cameras, lenses for DSLR/Mirrorless SLR cameras, filters and electronic flash systems.

Sigma Corporation's current 'CEO' is Kazuto Yamaki san (son of the late Michihiro Yamaki san the company's founder) and its Head Office is located at Kanagawa 215-8530 Japan.

Their products line consists of mainly the "SD line of DSLR & DP line of Pro-Compact cameras fitted with the world's first 3 layer sensor "FOVEON X3" which captures RGB at each pixel level without interpolation thereby resulting in true colour capture and the resultant image quality rivals that of medium format cameras with an APS-C size 35mm sensor.

They also manufacture top quality lenses, namely EX DC/DG-OS (DSLR) series & DN (mirrorless SLR) range of lenses in each 'Contemporary, Art & Sports' line-up with 'OS' (optical stabilization).

These lenses are of extremely high pro-quality and sharpness, they also have path-breaking technology to manufacture eg. the EX DC 18~35mm f/1.8 lens, which is the "world's first f/1.8 lens throughout its zoom range" their lenses are also manufactured to be used on cameras namely Nikon, Canon, Sony, Pentax etc.

Their flash systems namely the "EF DG-Super & ST" (for DSLR) range, DG-Macro Ringflash (for DSLR) and DG Compact (for the DP Pro-Compact) are for all makes of cameras too.

Their lenses and flash systems are not only world class, but, can be used on all makes of cameras. They also manufacture accessories such as Tele-Converters (1.4x & 2x), USB-Dock (another world's first, whereby you can connect it via the supplied USB cable to a computer which aids in 'updating' the lens firmware/focus and for their 'sports' line-up, aids in adjusting parameters such as the AF speed, focus limiter and OS function, all these parameters can be customized using the "Sigma Optimization Pro" software with the USB-Dock.

CPL & UV optical filters are also manufactured by them.

Sigma conducts its business via a huge network of distributors and retailers around the globe and the distributor for India is Mr.Seshan of Shetala Cameras having its corporate office in Chennai <http://www.shetalacamera.com/> and branches in Chennai, Bangalore, Hyderabad, Mumbai & Coimbatore.

In Mumbai sales & service is handled by Mr.Sathish Mob # 9619825776 / Tel # 22 2 633134 of Shetala Cameras 1/3 Vijay Building, Gola Lane, Fort, Mumbai 400 001.

RNI 14170/67

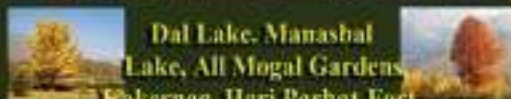
BOOK - POST
To,

PSI Kashmir Outing for

Autumn season

Fri. 8th to Sun. 17th November 2013

Tour cost Rs.11000 only



Dal Lake, Manasbal
Lake, All Mogal Gardens,
Rokernag, Hari Parbat Fort,
Dachigam National Park and other places.

Tour cost including rail journey (11 Sleeper), Bus journey,
Taxi sharing room and garden entry fee.
For JAC rail journey Rs. 2500 extra.

Book before 6th September for conf.rail reservation

Adv. Rs. 5000 only.

Prasad Mantri - 9969472411



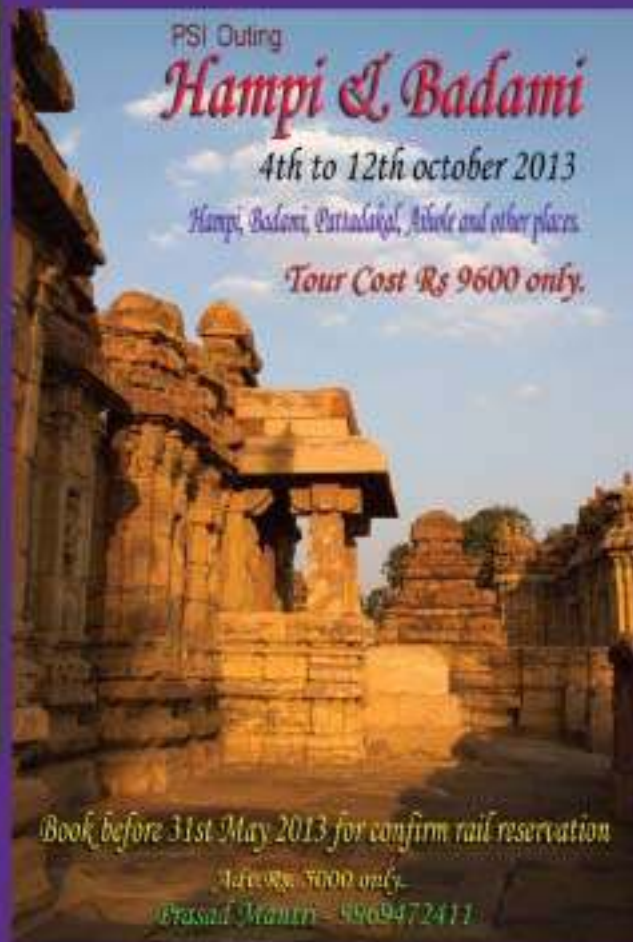
PSI Outing

Hampi & Badami

4th to 12th October 2013

Hampi, Badami, Pattadakal, Aihole and other places.

Tour Cost Rs 9600 only.



Book before 31st May 2013 for confirm rail reservation

Adv. Rs. 7000 only.

Prasad Mantri - 9969472411

From :

THE PHOTOGRAPHIC SOCIETY OF INDIA

Sahab Building, 5th Floor, 195 D. N. Road, Fort, Mumbai - 400001

Phone : 22664296, Website : <www.photographicsocietyofindia.com>

EMail direct to secretaries : psi1937@yahoo.com

Printed and Published by Mr. KERSI RABADI on behalf of

The Photographic Society of India, Mumbai.

Printed at Mayfair, 6 Hanuman Industrial Estate, 42 B. G. D. Ambedkar Marg,

Wadala, Mumbai - 400 011