

MAY 2022

P S I

CLICK

DIGITAL MAGAZINE





ESTD : 1937

Editorial Team

Chief Editor

Rajendra Waghmare

**Sub Editor &
Magazine Designer**
Shashank Narsale

Creative Team
Pradeepkumar Balgi
Prasad Mantri
Prathamesh Toraskar

PSI Managing Committee

Narayan Panje -**President**
Sunil Vyas -**V. President**
Jt. Hon. Secretary
Rajendra Waghmare
Shashank Narsale

Treasurer
Srinivas Akella

Members
Chandrashekhar Salunkhe
Jayesh Kanojia
Santosh Nimbalkar
Shekhar Mangaonkar

Office Assistant
Shripat Shivgan
Karishma Pawar

Front Cover Photo
Deepak Bartakke

Back Cover Photo
Milind Joshi

Email
click.psi1937@gmail.com
1937psi@gmail.com

Contact Number
022-49629987

Office Address :
195, Saheb Bldg., 5th Floor,
Dr. D. N. Road, Fort,
Mumbai - 400001.

CONTENTS

	Page
Editorial	3
Monthly Competition Result – March 2022	4 - 14
MANA POOLS (Part-3) Nature's paradise, Photographer's delight.. by Adwait Aphale	15 - 18
STORY BEHIND THE PHOTOGRAPH by Dr. Hitesh Patel	19 - 20
MINIMALIST PHOTOGRAPHY by Raghavendra Rajadhyaksha	21 - 23
AWARD WINNING IMAGES 81st Members exhibition 2022	24 - 31

Disclaimer

The views and opinions expressed in the articles published in this magazine are those of the authors and are not necessarily of the editorial team, PSI or the Managing Committee.



EDITORIAL

Minimalistic Photography has its roots in the Minimalistic Art movement of the 60s. It focuses on the primary elements of an artwork. Simplicity is at the core of this art form. It strays away from the art forms which are subjective. There is no hidden meaning or symbolism in this art form. A minimalistic photograph is one that has minimal use of objects and color. It can be said that the absence of something can be even more beautiful than the thing itself.

In this issue, we can see the minimalistic photographs of Shri Raghavendra Rajadhyaksha, our new life member. Though comparatively new to photography, he has mastered the art of minimalism.

From this month, we have started a new column 'Story behind the photograph'. Dr. Hitesh Patel of Surat has contributed his photograph and article to this column. Our readers are welcome to share such stories.

Dr. Adwait Aphale has sent his third and final article on his exciting photography tour of 'Mana Pools'. I wish him many more adventurous tours of the wild.

Finally, my heartiest congratulations to all the winners of the 81st Members Exhibition of Photography 2022.

A handwritten signature in white ink that reads "Rajendra Waghmare".

Rajendra Waghmare
Chief Editor

RESULT OF MONTHLY COMPETITION : APRIL 2022
JUDGE - SHASHANK RANJIT
MEMBERS (COLOUR)



5 GLASS
PRASAD MANTRI



MY CYCLE
SHATRUGHAN SINGH



**THEYYAM- 6
MILIND JOSHI**

MEMBERS ACCEPTED ENTRIES (COLOUR)



**WOMAN PRAYING
NILESH GANTHADE**

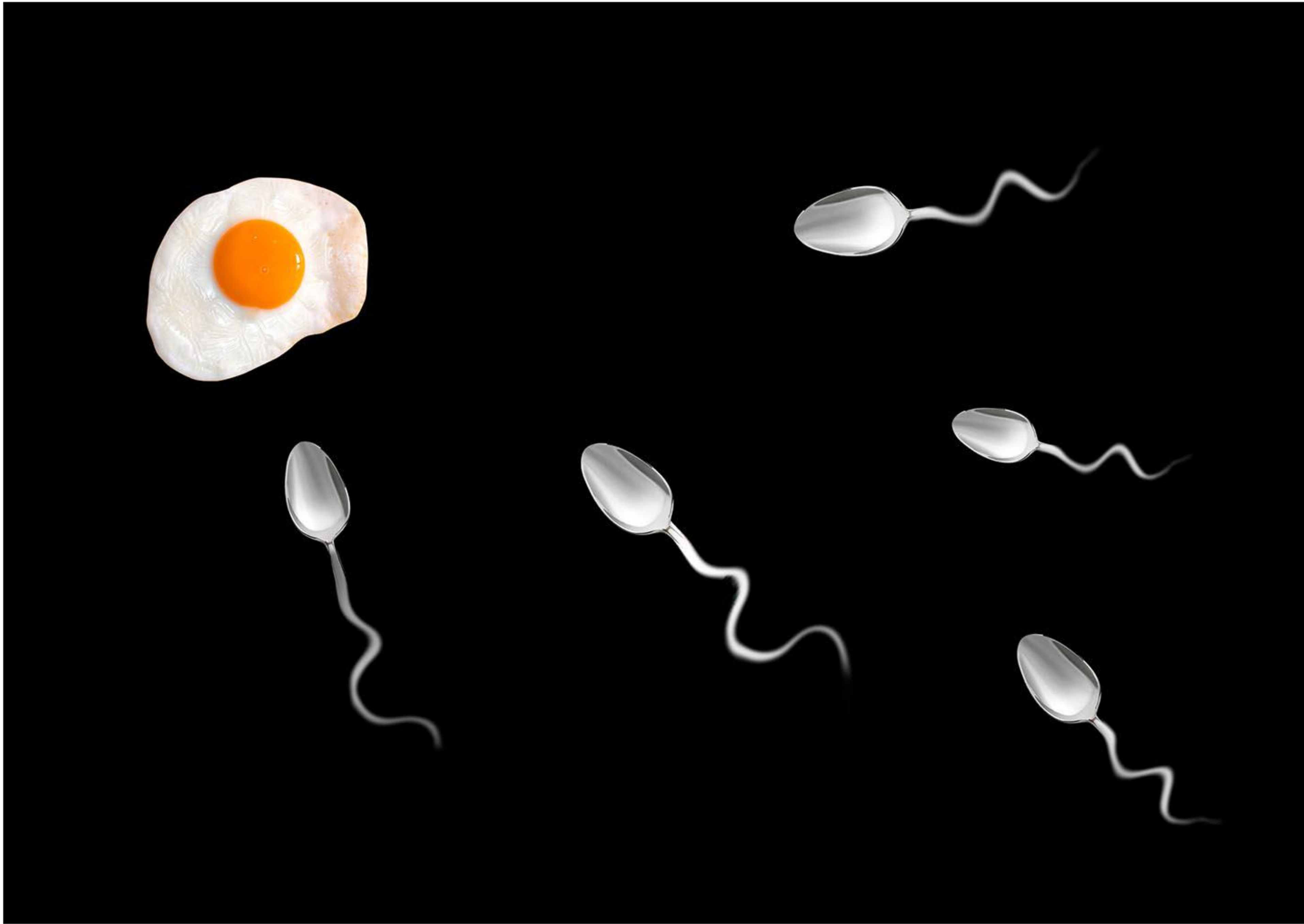


**INDIAN MONK
SURESH BANGERA**

**DREAM WALK
SAMAR KHAN**



**GANGA POOJA
NIKHIL PANCHAL**



EGG
NIKHIL PANCHAL



WOODEN HOUSE
PRASAD MANTRI



BEAUTY
SHATRUGHAN SINGH



MEMBERS (MONOCHROME)



THE FORCE
SAMAR KHAN



WATER DWELLERS OF
ARAKU VALLEY
NILESH GANTHADE



CHILDREN PLAYING
WITH GOAT
SURESH BANGERA



MEMBERS MONOCHROME ACCEPTED ENTRIES




THREE
PRASAD MANTRI



THIRSTY CHILDREN
SURESH BANGERA




GRAND ENTERANCE
SAMAR KHAN



LIGHT & SHADOW I
SAMAR KHAN



**OPILAL
MAHESH AMBARE**



**FACE
CHANDRASHEKHAR SALUNKHE**



**PULLING CART
MILIND JOSHI**

BEGINNERS (COLOUR)



1

CALL OF BREEDING MALE
PRADIP PATIL



2

GOLDEN PAGODA MUMBAI
OMKAR JAGTAP



3

INDIAN GOLDEN ORIOLE
PRADIP PATIL

BIGNNERS MONOCHROME ACCEPTED ENTRIES



**JUBILATION OF LITTLE ANGELS
PRADIP PATIL**



**CYCLING ON BEACH
KEYA AARTI**


**BOMBIL FISH DRYING
PRADIP PATIL**



OUTING (BHIGWAN)

1

**FISH CATCH
SHATRUGHAN SINGH**



2


**ONE TREE POINT
PRASAD MANTRI**

3


**RED & GREEN
PRASAD MANTRI**



OUTING ACCEPTED ENTRIES



TRY TO FLY
SHATRUGHAN SINGH



ON THE SKY
SHATRUGHAN SINGH

MANA POOLS

Nature's paradise, Photographer's delight.. (Part -III)






CHITKE SPRINGS

Chitake Springs need special permission and special permits costing 50 \$ per person. It is 50 km one way from Mana Pools and the permission gate is at Nyakasikana. Wildlife lovers who wish to have adrenaline gush at night prefer to stay at Chitake Springs in a tented camp along the riverside. At Chitake Springs there is no electricity, generators are banned, and no water and food. Everything needs to be carried with you. It only promises the highest of excitement when one witnesses herds of elephants coming down to drink water, lionesses roar and sniff your tents and pass by along the dried river bed.

The Chitake Springs is an area of crucial importance to a great variety of wildlife occurring in this southern part of Mana Pools National Park. Water flows strongly out of the ground and flows for up to a kilometer along the otherwise dry riverbed of the Chitake River.

Once the rains have begun properly, there is a torrent of water flowing in these systems but that generally dries up by April. As more of the surrounding waterholes are dry, the spring becomes the focus of survival for hundreds of thousands of creatures.



The mixed Mopane, Combretum, and Acacia woodlands of the vast valley floor are home to many thirsty animals. As the dry season progresses, the concentration of wildlife increases, accompanied by huge flocks of doves, starlings, lovebirds, sparrows, finches, hornbills, and sand grouse.

With such a diverse array of wildlife on the menu, this is the ideal spot for predators - lion, leopard, hyena, painted hunting dog, mongoose, snakes and a plethora of birds of prey enjoy the fine dining. Vultures are often seen in large numbers waiting for their next meal. The greatest shows are put up by the herds of wild buffaloes as many as 1000 or more.

A gentleman told us that if we wanted to photograph buffaloes just wait near the spring from 10 am onwards as they normally descend down there at about 10.30 -11.

We picked up our speed and reached the spot by 10 am. Then there was nothing much to do other than waiting.

Wild buffaloes are very sensitive animals. They can sense the presence of other animals including humans from a kilometer, so we were hiding in such a way that we would know when a herd is approaching but they could not see our movement.



So after about 45 minutes of waiting, the leader of the buffalo herd was seen approaching the spring, he came down a bit and went back. Mash asked us to change our positions and get down as much as we could and crawl towards the spring down the side.

Slowly one by one along with the leader the buffaloes started approaching the spring. In the next few seconds, the entire herd started running towards the spring water making the entire scene full of dust. That was the moment I was waiting for, with the wide-angle lens I quenched my thirst for clicking such a beautiful scene. Photographers can get different perspectives with wide-angle. Mana Pools is the best place to capture the essence of animals in their natural habitat with wide-angle lenses.

(Concluded)



Dr. Adwait Aphale

STORY

BEHIND THE PHOTOGRAPH



KEEP FAITH IN YOURSELF; MIRACLES HAPPEN...

The Little Rann of Kutch (LRK), a salt marsh in Gujarat, is a pristine, vast plain that stretches into the horizon. Sprawled over 3,570 sq. km, LRK is a unique landscape with characteristics of both wetland and desert. During monsoon, the seasonal inflow of water transforms LRK into a large, shallow wetland. In subsequent warmer months, though, the floodwaters evaporate, gradually transforming it into saline, dusty desert.

Once while crossing the Rann, we were lost and looked everywhere for directional help in the desert. We had entered the LRK near Koddha, its eastern edge, and wanted to go Adesar, at its western edge. We were in the middle of nowhere. It looked the same, wherever, whichever way your eyes moved. The whole land was without any landmarks. There was nobody in sight. We were musing as to how we could find our way, and whom to ask for directions.

Suddenly we spotted a few people on the horizon walking in the hot sun on land without any marks. We drove our vehicle towards them to meet and ask for direction.

They were 9 people, 7 females and 2 males. One man was holding a red-colored dhavi (flag). So we could conclude that they were on a pilgrimage. A look at their dresses told us that they belonged to the "Rabari" cast, whose main profession is keeping cattle and selling milk and its products.

Once we reached them, we noticed a few females having some colorful embroidered baggage on their heads. One carried in her hand a 5-6 liters can, filled with water. I also noticed two females holding a toddler in a cloth swing.

Our curiosity heightened. We wanted to know what they were doing with a child less than one-year-old, in the middle of the desert, where they were going at noon when the temperature was around 42 degrees centigrade.

We came to know that they were coming from Chhansara village in Patan district on the north edge of the LRK and going to Chotila near Rajkot.

Chotila is a small town that has Chamunda Mata temple at the top of the Chotila Mountain. Chotila Mountain is around 1250 feet high and is located between Rajkot and Ahmedabad. This journey is about 170-190 km. out of which around 65-75 km is through the Rann.

They said that they were going to get blessings from Mataji for the toddler. They had a plan to cross the Rann in 2 days. I was amazed by the whole story and requested the group about taking a few pictures of them and they agreed.

Dr. Hitesh Patel
MBBS, MD. (Int. Med.)
ARPS, Hon. EUSPA, Hon.FAPA, ALMG
Fuji Film Mentor
Expert@ WoW Wednesday
Expert@ chhayankan.com



MINIMALIST P H O T O G R A P H Y



RAGHAVENDRA RAJADHYAKSHA

I love to capture photographs of interesting things and events as I walk through the by lanes of Khar - Bandra in the Mumbai suburbs as part of my daily exercise routine in the morning and evening. On my return, I do a bit of editing of captured photographs and submit selected images at night in various theme-based daily contests in various minimalist groups on Facebook. These groups embrace both classical & post-minimalism (emphasis on conceptual ideas presented within a minimalist framework) as well as other areas of contemporary photo art. Initially, I used to enjoy doing nature photography, recording, and capturing butterflies and insects using my mobile in my Organic Butterfly Garden which I created adjacent to my home in Covid times. Later on, I got inspired and hooked on minimalist photography by watching fellow Facebook friends posting in various minimalist groups. Most of my minimalist photographs have been shot using my mobile phone. It was great fun to have a hobby in which one could keep oneself engaged in some form of creative work without the requirement of expensive camera gear.



FREE THEME MINIMALIST



SINGLE ELEMENT MINIMALIST



LIGHT & SHADOW MINIMALIST



SINGLE ELEMENT MINIMALIST


Minimalism for me is as subjective in photography as in any style of art. I am a beginner and in the learning process. Minimalism is tricky. That is, what appears simple and pleasant to me, might strike another as deep and complex, or have no meaning at all to another. This openness for interpretation can cause the photographer to always feel uncertain about his work.

Here are some elements of minimalist photography which I try to follow.

1. Simplicity: Keep the composition simple.
2. Balance: The state of balance is intuitively comfortable for the viewer. Symmetrical images are pleasing to the eye.
3. Placement of subject: Placement of subject plays an important role. Most of the time I follow the rule of thirds.



WINDOW MINIMALIST



ABSTRACT MINIMALIST

4. Isolation: Because the frame will contain so little, it's important to think about the nature of your subject, and how its relevance in the frame will create an impact on the viewer.

5. Color: While I certainly love a beautiful black-and-white conversion for minimalist images, bold colors in minimalism certainly do have a place. In fact, many Facebook Minimalist Groups have color-based themes in their daily contests. Color can give the image a big powerful impact.

6. Negative Space: Acts as a breathing room for the eyes. Too little negative space results in cluttered and busy photographs.

7. Lines, Shapes & Light: Leading lines to guide the eyes through an image can contribute to the viewer's sense of isolation, separation, distance, and scale. With little other information to go by, leading lines are often necessary. Shapes work well to create a sense of abstraction in your frame. It is good to use repetition, symmetry, or geometry to frame a subject or draw attention. Strong, unique shadows can captivate and pull a viewer into the frame.

Here are some of my minimalist photographs which have won recognition in theme-based contests in various international minimalist Facebook groups.



Raghavendra Rajadhyaksha



**AWARD WINNING
IMAGES
OF
81ST MEMBERS EXHIBITION
2022**



(RED CELEBRATION)


SUNIEL MARATHE

COLOR SECTION



SURESH BANGERA

(AFRICAN ELEPHANTS FAMILY)



(WRAPPED)

SUNIEL MARATHE


MONOCHROME SECTION



(BHULBHULYA)

DEEPAK BARTAKKE





(DARTER WITH FISH)
MEGHSHYAM HADKAR

NATURE SECTION



DEEPAK BARTAKKE

(FIRST RAYS)



(MUMBAI GANAPATI VISARJAN)

SURESH BANGERA

PHOTO TRAVEL SECTION



SUNIEL MARATHE

(MOUNTAIN HABITAT)





(GANGA AARTI)
DR. SMITA SAMEL
(COLOR SECTION)



(HINDU DEVOTEE)
SURESH BANGERA
(COLOR SECTION)


CERTIFICATE OF MERIT



(SEA LINK)
DEEPAK BARTAKKE
(COLOR SECTION)



(WALK)
NIKHIL PANCHAL
(MONOCHROME SECTION)



(SPREAD OUT)
SUNIEL MARATHE
(MONOCHROME SECTION)



(PURE WHITE)
SUNIEL MARATHE
(MONOCHROME SECTION)

CERTIFICATE OF MERIT



(I WILL KILL YOU)
SUNIEL MARATHE
(NATURE SECTION)



(NUBRA VALLEY)
RAVINDRA DEODHAR
(PHOTO TRAVEL SECTION)



(STAR TRAIL TAL AIYAR ROCK)
DR. SMITA SAMEL
(PHOTO TRAVEL SECTION)



(SHRI. VITTHAL BIRDEV YATRA AT PATANKODOLI)
SURESH BANGERA
(PHOTO TRAVEL SECTION)

CERTIFICATE OF MERIT



(GREY HERON PAIR)
MEGHSHYAM HADKAR
(NATURE SECTION)



(LEOPARD WITH GAZELLE KILL)
SURESH BANGERA
(NATURE SECTION)

PARASHAR LAKE & KULLU DASHERA FESTIVAL TOUR

FRI 30TH SEP TO SUN 9TH OCT 2022



FOR DETAILS CONTACT TO
PRASAD MANTRI - 9969472411

THE PHOTOGRAPHIC SOCIETY OF INDIA



**STUDIO
AVAILABLE
ON RENT**



ESTD.: 1937

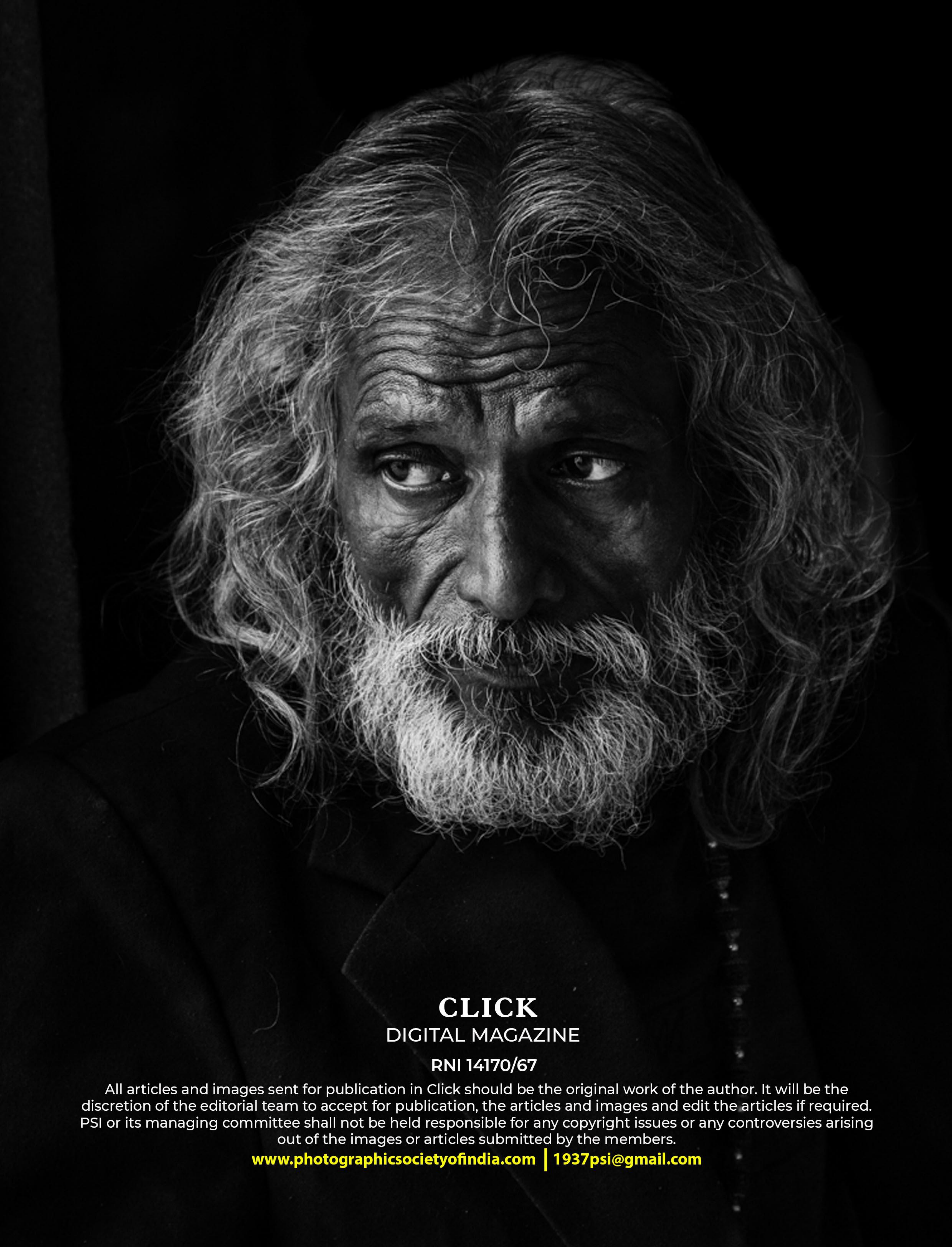
Fully AC Studio
with Flash lights, Backdrops
and other facilities

For Booking Contact On :

022 22664296

022 49629987

195, Saheb Bldg., Dr. D. N. Road, Fort, Mumbai-400001



CLICK
DIGITAL MAGAZINE

RNI 14170/67

All articles and images sent for publication in Click should be the original work of the author. It will be the discretion of the editorial team to accept for publication, the articles and images and edit the articles if required. PSI or its managing committee shall not be held responsible for any copyright issues or any controversies arising out of the images or articles submitted by the members.

www.photographicsocietyofindia.com | 1937psi@gmail.com